

NEWBERRY SCAR POT II


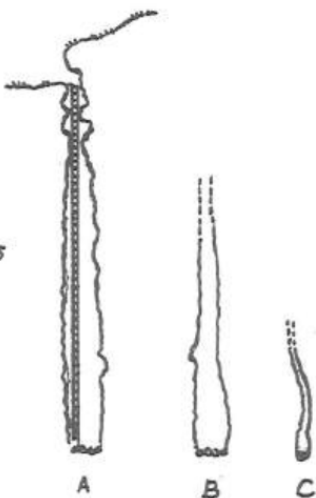
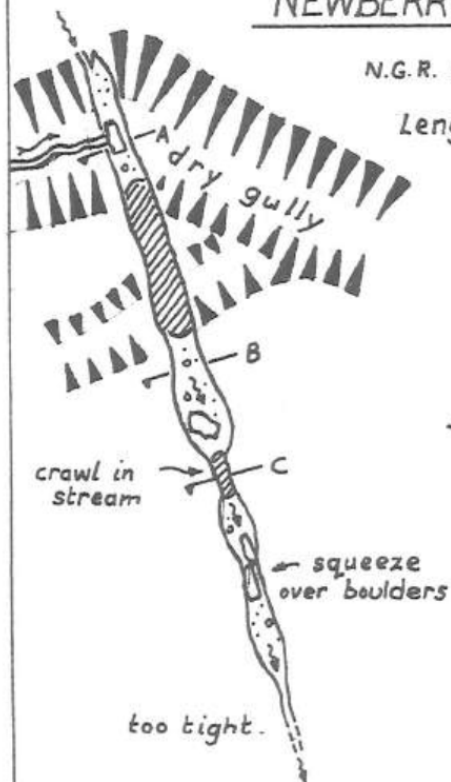
N.G.R. NY 938302 Alt. c. 1,325'

Length 75'. Depth 42'.

MSG Survey BCRA Gr. 4 B.

K. Errington, P.F. Ryder

22-3-75



Projected Section on 165°

PFR.

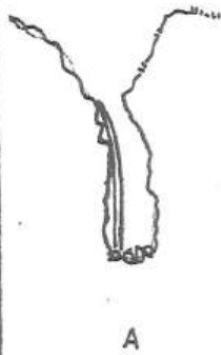
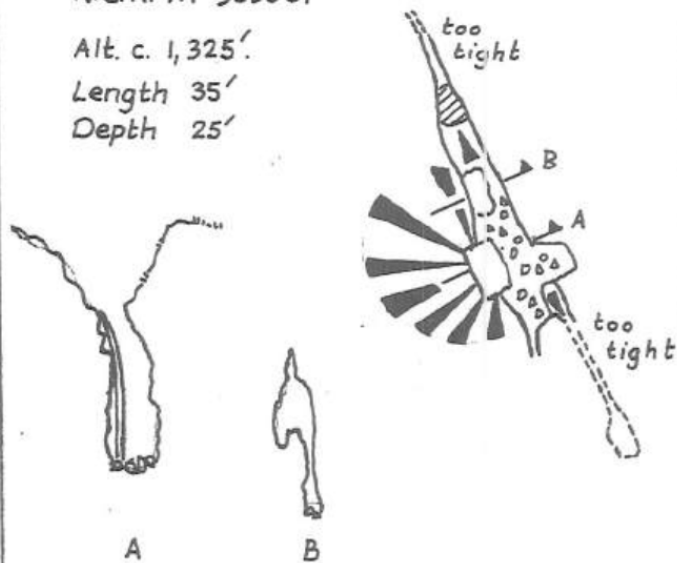
NEWBERRY SCAR POT I

N.G.R. NY 938301

Alt. c. 1,325'

Length 35'

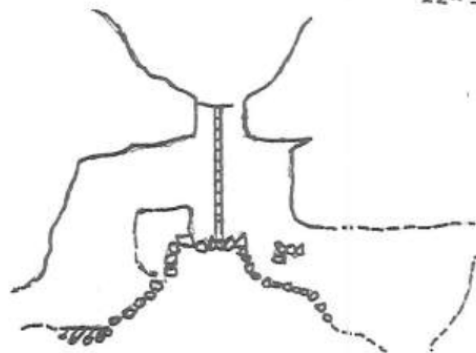
Depth 25'



MSG Survey BCRA Gr. 3B

K. Errington, P.F. Ryder,

22-3-75.



Projected Section on 162°

PFR.